



McMILLAN SPECIALIST CARS	Class No.	Round 1.	Round 2.	Round 3.	Round 4.	Round 5.	Round 6.	Round 7.	Round 8.	Round 9.	Round 10.	GROSS TOTAL	Dropped Score 1	Dropped Score 2	Dropped Score 3	NET TOTAL	CLASS POSITION
		ADC	DID NOT TAKE PLACE	LMC	UAC	EMC	OMC	CDMC	DMC	CDMC	ADC						
DRIVER																	
	A3	10		10	10	0	0	0				30	0	0		30	1
	A2	9		9	9	0	0	0				27	0	0		27	2
	A4	8		0	0	0	0	0				8	0	0		8	3
	B1	10		0	0	0	0	0				10	0	0		10	1
	B4	0		0	0	0	0	10				10	0	0		10	2
	B5	0		0	0	0	0	9				9	0	0		9	3
	C4	0		10	0	0	0	0				10	0	0		10	1
	C6	0		9	0	0	0	0				9	0	0		9	2
	C1	0		0	0	10	0	0				10	0	0		10	3
	D2	10		10	10	10	10	10				60	10	10		40	1
	D5	9		9	9	9	9	0				45	9	0		36	2
	D3	8		7	8	0	0	0				23	0	0		23	3
	D4	0		5	0	0	8	0				13	0	0		13	4
	D6	0		4	0	0	6	0				10	0	0		10	5
	D10	0		8	0	0	0	0				8	0	0		8	6
	D12	7		0	0	0	0	0				7	0	0		7	7
	D13	0		0	0	0	7	0				7	0	0		7	8
	D11	0		6	0	0	0	0				6	0	0		6	9

\$ = Tie resolved on basis of "higher dropped score". £ = Tie resolved on "higher score first" basis.


	Class No.	Round 1.	Round 2.	Round 3.	Round 4.	Round 5.	Round 6.	Round 7.	Round 8.	Round 9.	Round 10.	GROSS TOTAL	Dropped Score 1	Dropped Score 2	Dropped Score 3	NET TOTAL	OVERALL POSITION
		ADC	DID NOT TAKE PLACE	LMC	UAC	EMC	OMC	CDMC	DMC	CDMC	ADC						
DRIVER																	
Lawrence Baird	D2	28		29	30	30	30	30				177	28	29		120	1
James Mansfield	D5	26		28	29	29	29	0				141	26	0		115	2
Jimmy Dougan	A3	30		27	28	0	0	0				85	0	0		85	3
Ian McCann	A2	29		26	27	0	0	0				82	0	0		82	4
Ian Lowry	B5/D4	0		21	0	0	28	28				77	0	0		77	5
Ryan Catterson	B4/D6	0		20	0	0	26	29				75	0	0		75	6
Derek Harrison	D3	24		24	26	0	0	0				74	0	0		74	7
Taylor Gribbon	A4/C1	25		0	0	28	0	0				53	0	0		53	8
Ben McKee	C4	0		30	0	0	0	0				30	0	0		30	9
Gordon Buckley	B1	27		0	0	0	0	0				27	0	0		27	10
Martin McKernan	D13	0		0	0	0	27	0				27	0	0		27	11
Aaron Kennedy	D10	0		25	0	0	0	0				25	0	0		25	12
Matthew Simpson	D12	23		0	0	0	0	0				23	0	0		23	13
Paul Magill	D11	0		23	0	0	0	0				23	0	0		23	14
Nathan Mann	C6	0		22	0	0	0	0				22	0	0		22	15

\$ = Tie resolved on basis of "higher dropped score". £ = Tie resolved on "higher score first" basis.

	Class No.	Round 1.	Round 2.	Round 3.	Round 4.	Round 5.	Round 6.	Round 7.	Round 8.	Round 9.	Round 10.	GROSS TOTAL	Dropped Score 1	Dropped Score 2	Dropped Score 3	NET TOTAL	CLASS POSITION
		ADC	DID NOT TAKE PLACE	LMC	UAC	EMC	OMC	CDMC	DMC	CDMC	ADC						
DRIVER																	
Robert Robinson	A7	0		0	10	8	10	10				38	0	0		38	1
Jordan Burns	A6	9		10	9	0	9	9				46	9	0		37	2
Adam McMullan	A1	10		9	8	9	0	0				36	8	0		28	3
Eamon Byrne	A8	0		0	0	10	0	0				10	0	0		10	4
Gordon Clendinning	B1	0		10	10	10	10	0				40	0	0		40	1
Robert Dickson	C2	10		0	0	10	0	0				20	0	0		20	1
Robert Robinson	C1	9		10	0	0	0	0				19	0	0		19	2
Harold Hassard	C3	0		0	0	9	0	0				9	0	0		9	3
Gareth Dillon	D1	0		0	0	10	10	10				30	0	0		30	1
Ashley Lamont	D2	10		10	0	0	0	0				20	0	0		20	2

\$ = Tie resolved on basis of "higher dropped score". £ = Tie resolved on "higher score first" basis.

McMILLAN SPECIALIST CARS	Class No.	Round 1. ADC	Round 2. DID NOT TAKE PLACE	Round 3. LMC	Round 4. UAC	Round 5. EMC	Round 6. OMC	Round 7. CDMC	Round 8. DMC	Round 9. CDMC	Round 10. ADC	GROSS TOTAL	Dropped Score 1	Dropped Score 2	Dropped Score 3	NET TOTAL	OVERALL POSITION
DRIVER																	
Robert Robinson	C1/A7	26		27	30	26	30	30				169	26	26		117	1
Jordan Burns	A6	27		30	28	0	28	29				142	27	0		115	2
Gordon Clendinning	B1	0		26	29	29	29	0				113	0	0		113	3
Adam McMullan	A1	28		29	27	27	0	0				111	0	0		111	4
Gareth Dillon	D1	0		0	0	28	27	28				83	0	0		83	5
Ashley Lamont	D2	30		28	0	0	0	0				58	0	0		58	6
Robert Dickson	C2	29		0	0	25	0	0				54	0	0		54	7
Eamon Byrne	A8	0		0	0	30	0	0				30	0	0		30	8
Harold Hassard	C3	0		0	0	24	0	0				24	0	0		24	9
§ = Tie resolved on basis of "higher dropped score". £ = Tie resolved on "higher score first" basis.																	

	Class No.	Round 1.	Round 2.	Round 3.	Round 4.	Round 5.	Round 6.	Round 7.	Round 8.	Round 9.	Round 10.	GROSS TOTAL	Dropped Score 1	Dropped Score 2	Dropped Score 3	NET TOTAL	CLASS POSITION
		ADC	DID NOT TAKE PLACE	LMC	UAC	EMC	OMC	CDMC	DMC	CDMC	ADC						
DRIVER																	
Adam Ferguson	P3	10		10	10	0	0	0				30	0	0		30	1
Andrew Molyneaux Jnr.	P2	0		9	0	0	0	0				9	0	0		9	2
Andrew Molyneaux Snr.	P1	0		8	0	0	0	0				8	0	0		8	3
§ = Tie resolved on basis of "higher dropped score". £ = Tie resolved on "higher score first" basis.																	